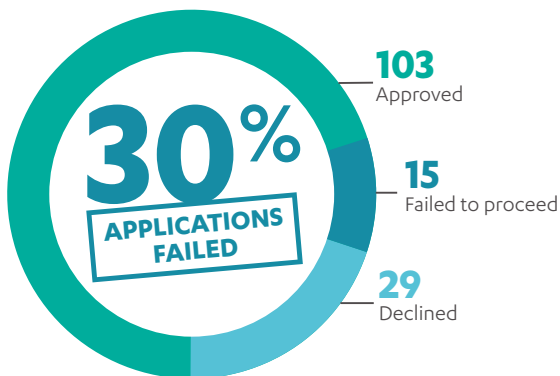

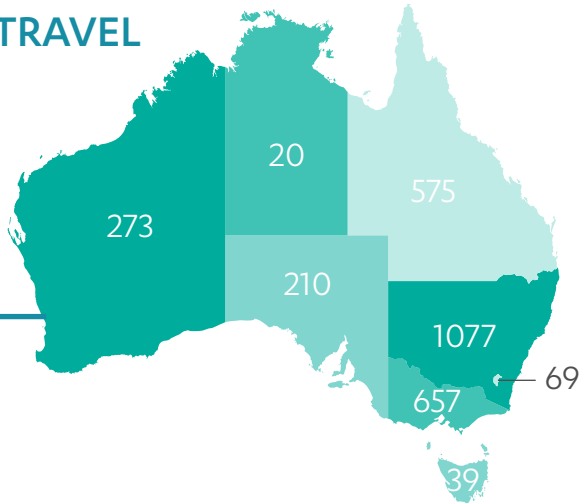


# OVERVIEW OF ATAS AUSTRALIAN TRAVEL AGENTS

## ATAS ACCREDITED TRAVEL AGENTS BY STATE



30% of new applications submitted were either declined or failed to proceed after further information was requested.

## TRAVEL AGENT TURNOVER 2016/17

SMALL	SMALL	MEDIUM	LARGE
\$1M – \$5M	\$5M – \$10M	\$10M – \$100M	\$100M+
<b>72%</b>	<b>15%</b>	<b>12%</b>	<b>1%</b>